



活性染料
Reactive Dyestuffs



JIHUA



Content

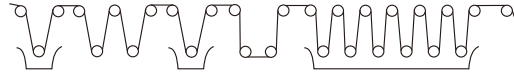
Dyeing Procedure	01
M Type reactive dyes	07
KN Type reactive dyes	13
HD Type reactive dyes	17
HE Type reactive dyes	21
RGN reactive dyestuff series	25
P Type reactive dyes for printing	29

目录

染色工艺	01
M型活性系列	07
KN型活性系列	13
HD型活性系列	17
HE型活性系列	21
RGN活性染料系列	25
印花P型系列	29

— PADDING PROCESS

1.1. TWO BATHS (PAD-DRY-PAD-STEAM)PROCESS



Padding Drying Alkali Padding Steam Soaping → Washing Drying

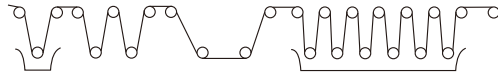
1.1.1 Pad liquor (with 65-70% liquor pick-up)→ Pre-drying→ Drying→ Cooling→ Salt and Alkali Padding→ Steam(102-105°C 50-90 sec) →Running cold water washing→ Acid washing→ Soaping→ Hot water washing→ Warm water washing→ Cold water washing→ Drying and taking out the fabric

1.1.2 Dyes X g/L, Migration Inhibitor 5-10g/L, Penetrating Agent 0-1g/L

1.1.3 Salt and Alkali Amount recommended

Dyes g/L	<10	10-20	20-30	30-40	40-50	>50
Caustic soda (36Be)ml/L	2	5	7	7	10	10-15
Sodium Bicarbonate g/L	20	20	20	20	20	20
Glauber Salt / Salt g/L	220	220	220	220	220	220

1.2 ONE BATH (PAD DRY THERMOFIX) PROCESS



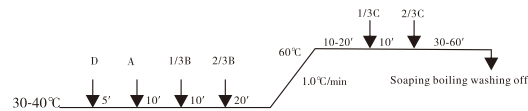
Padding Drying Thermofix Soaping → Washing off Drying

1.2.1 Pad liquor (with 65-70% liquor pick-up)→ Pre-drying → Drying→ Thermofix (150-160°C 2-3 min.) → Running cold water washing→ Washing off→ Soaping→ Washing off→ Drying

1.2.2 Dye liquor

	x g/l
Dye	
Urea	50~100g/l
Soda ash	10~40g/l
Migration Inhibitor	5~10g/l
Resist salt S	2~10g/l
Wetting Agent 0-1g/L	0~1g/l

二 EXHAUST PROCESS



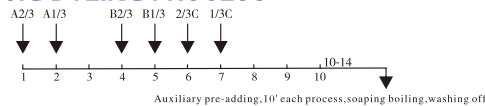
Note: A: Dyes B:Glauber's Salt C: Sodium bicarbonate D:Auxiliary

2.1 Exhaust Process: Washing→ Dyeing→ Fixation→ Washing→ Soaping boiling→ Washing→ Dehydration→ Drying.

2.2 Process recipe and Parameters

Dyes and chemicals		Amounts
Dyeing	Reactive dyes (%)	0.2-2.0 (o.w.f)
	Glauber's Salt (g/L)	20-60
Fixation	Sodium bicarbonate (g/L)	5-20
Soaping boiling	Detergent (g/L)	3
	Liquor Ratio	1:5-20
Process Parameters	Dyeing temperature(°C)	60
	Fixation temperature(°C)	60
	Fixation time (min)	30-60
	Soaping boiling temperature(°C)	95-100
	Soaping boiling time(min)	10-15

三 JIG DYEING PROCESS



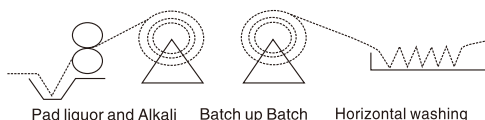
Note: A: Dyes B:Glauber's Salt C: Sodium bicarbonate

Reactive Dyes

3.1 Jig dyeing Process: Washing → Dyeing → Fixation → Washing → Soaping
Boiling → Washing → Dyeing.

Color Shades	Dye adding (passages)	Accelerating Agent adding (passages)	Fixing Agent adding (passages)	Dyeing Fixing (passages)
Medium and Pale	1-2	3-4	5-6	8-10
Deep	1-2	4-5	6-7	10-14

IV COLD PAD BATCH PROCESS



Notes:

- Adopting two mangles padding evenly, the volume of the trough should be as small as possible at about 15-30 liter
- Utilizing the Mixing device to pump the dye liquor and alkali liquor with desired mixing ratio.
- Applying the batching-up device with the speed setting.
- The options of the horizontal washing are:
 - a horizontal washing machine with not less than 7 compartments
 - or a winch beck dyeing machine
 - or a jig dyeing machine

Pad dyeing Yield: As the stability of the dye liquor and alkali liquor mixture is not very high, it is recommended to use the automatic dosing pump to transfer the pad liquor to the trough before the padding process.

Pad liquor pick-up: Cotton 65-70%, Viscose 80-100%

Batching up: After the padding, the fabric should be batched up with the edges aligned, then wrapped in plastic film and sealed to prevent the moisture content evaporated. The batched-up roll should be rotated to ensure the dyeing levelness.

4.1 Standard process of short batching time in cold pad batch

Composition of Pad liquor:

Dye solution:

Dye	x g/l
Urea	100 g/l
Wetting Agent	2-5 g/l

Alkali liquor:

Caustic soda 38° Be'	x g/l
Glauber Salt/ Salt	30 g/l

The dye and chemical amounts given above are referring to the total volume of the pad liquor in the automatic dosing pump with a mixing ratio of 4:1. That 80% of the total pad liquor volume will be consisted of the dye, wetting agent and urea, while caustic soda and salt should be accounted for 20% of the total pad liquor volume.

The alkali demand should be calculated as below:

$$\frac{\text{dye g/l}}{5} + 8 = \text{Caustic Soda (38° Be')}$$

Adding salts can improve the dye fixation due to the color yield increasing (except the influential solubility on dye), the solubility of salt is higher than the solubility of Glauber's salt, and therefore it is preferred. But in some special case such as when dyeing with reactive Blue R, Glauber's salt is the only choice.

4.2 Standard Sodium Silicate method

Composition of Pad liquor:

Dye	x g/l
Urea	100 g/l
Wetting Agent	2-5 g/l

Recommended Alkali amounts:

°Be'	Sodium Silicate Concentration		Dye						
	Na ₂ O: SiO ₂ weight ratio	Amount g/l cc/l	<20g/l	20-30g/l	30-40g/l	40-50g/l	50-60g/l	>60g/l	
37-40	1:3.3	130 95	23.5	28.5	28.5	33.5	33.5	38.5	
40-42	1:3.3	110 80	23.5	28.5	28.5	33.5	33.5	38.5	
48-50	1:2.6	100 65	15	20	20	25	25	30	
58-60	1:2.1	90 55	6	11	11	16	16	21	

4.3 Modified Sodium Silicate method

This method helps to reduce the silicate scale.

Pad liquor composition:

Dye	x	g/l
Urea	100	g/l
Wetting Agent	2-5	g/l

Alkali amount recommended:

65g/l Sodium Silicate 37-40 °Be', the amount of caustic soda will be adjusted according to the depth of the dyeing shade.

Dye g/l	<20	30	40	50	60	>70
Caustic soda 38°Be' cc/l	20	25	25	25	30	35

五 PRINTING

5.1 One phase printing process

Printing paste recipe

Dye	x	g
Urea	50-100	g
Water	x	g
Sodium alginate	500	g
Resist salt S	10	g
Soda Ash	5-30	g
Printing paste	1000	g

Recommended soda ash amount

Dye	Soda Ash
1-5g/kg	5g/kg
6-10g/kg	10g/kg
11-30g/kg	15g/kg
31-40g/kg	20g/kg
41-60g/kg	25g/kg
>60g/kg	30g/kg

Printing process:

Printing → Drying → Steaming → Washing

Fixing methods: Steaming: 102-103°C, 5-10min.

Thermofix: 150°C, 3-5min

5.1.1 The after printing washing off (continuous washing compartments)

1st cell	Overflow cold wash
2nd cell	Cold wash
3rd cell	Hot wash, 70°C
4th cell	Hot wash, 70°C
5th cell	Hot wash, 95°C add 2g/l sequestering agent
6th cell	Soaping, 95°C add 2g/l sequestering agent
7th cell	Hot wash, 70°C
8th cell	Cold wash

六 COLOR FASTNESS PROPERTIES

Light color fastness GB/T8427-1998 (eqv ISO 105-B02-1994)

Washing color fastness GB/T3921.4-1997 (eqv ISO 105-C04-1989)

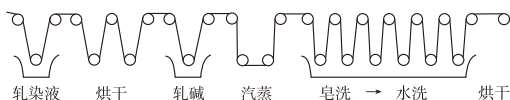
Rubbing color fastness GB/T3920-1997 (eqv ISO 105-X12-1993)

Perspiration color fastness GB/T3922-1995 (eqv ISO 105-X11-1994)

Chlorine bleach color fastness GB/T8433-1998 (eqv ISO 105-E03-1994)

一 轧染工艺

1.1 二浴法轧染(轧烘轧蒸)工艺

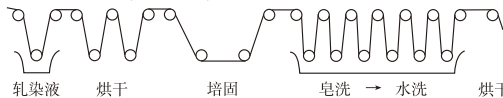


1.1.1 浸轧染液(轧余率65-70%)→预烘→烘干→冷却棍→浸轧盐碱液→汽蒸(102~105℃ 50~90秒)→流动的冷水→酸洗→皂洗→热水洗→温水洗→冷水洗→烘干出布。

1.1.2 染料组份X g/L 防泳移剂5-10g/L 渗透剂0-1g/L
1.1.3 盐碱液处方

染料 g/L	<10	10-20	20-30	30-40	40-50	>50
烧碱(36° Be')ml/L	2	5	7	7	10	10-15
纯碱 g/L	20	20	20	20	20	20
元明粉/盐 g/L	220	220	220	220	220	220

1.2 一浴法轧染(轧烘焙)工艺

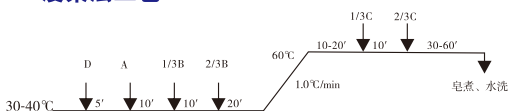


1.2.1 浸轧染液(轧余率65-70%)→预烘→烘干→焙烘(150~160℃ 2-3分钟)→流动的冷水→水洗→皂洗→水洗→烘干。

1.2.2 浸染液组合

染料	x g/l
尿素	50~100g/l
小苏打	10~40g/l
防泳移剂	5~10g/l
防染盐S	2~10g/l
渗透剂	0~1g/l

二 浸染法工艺



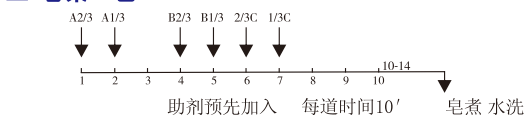
注：A-染料 B-元明粉 C-纯碱 D-助剂

2.1 工艺流程: 水洗→染色→固色→水洗→皂煮→水洗→脱水→烘干。

2.2 工艺处方及条件

染色	染化料名称	用量
	活性染料(%)	0.2-2.0(对织物重)
固色	元明粉(g/L)	20-60
	纯碱(g/L)	5-20
皂煮	净洗剂(g/L)	3
	浴比	1:5-20
	染色温度(℃)	60
	固色温度(℃)	60
	固色时间(min)	30-60
	皂煮温度(℃)	95-100
	皂煮时间(min)	10-15

三 卷染工艺

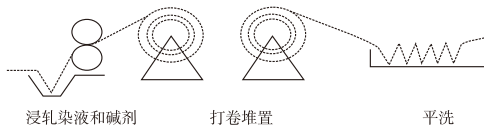


注：A-染料 B-元明粉 C-纯碱 D-助剂

3.1 工艺流程: 水洗→染色→固色→水洗→皂煮→水洗→烘干。

色深度	加染料 (道)	加促染剂 (道)	加固色剂 (道)	染固道数
中浅色	1-2	3-4	5-6	8-10
深色	1-2	4-5	6-7	10-14

四 冷轧堆



注意事项:

- a采用二辊均匀轧车, 轧槽容量要尽可能小, 约15-30升
- b混合装置, 采用计量泵将染料与碱剂按比例混合
- c打卷装置, 采用具有调速装置的打卷机
- d平洗装置, 可选用:
不少于七格的平洗车
或绳状染色机
或卷染机

轧染率—由于染液和碱液混合后,稳定性不佳,最好在浸轧前才用计量泵按比例混合后再输送到轧染槽

轧液率—棉65-70% 粘胶80-100%

打卷—浸轧后,织物要齐边卷,然后用塑料薄膜包好以防水分蒸发,堆放时布卷要转动,以确保匀染

4.1 标准短时冷轧堆工艺

轧染液成分

染液成分:

染料 x g/l

尿素 100 g/l

渗透剂 2-5 g/l

碱剂成分:

烧碱38° Be' x g/l

元明粉或食盐 30 g/l

上述染料及化学液是按配方液总量计量,按计量泵混合比例(4:1),即染料、尿素和渗透剂配成轧染液总量的80%,而烧碱和盐则配成轧染液总量的20%

碱剂的需要量可按下列公式计算:

$$\frac{\text{染料用量g/l}}{5} + 8 = \text{烧碱用量 (38° Be')}$$

加入盐类,可增进染料的固色率,因它能提高得色量,(严重影响染料的溶解度除外),精盐的溶解度比元明粉佳,所以优先选用精盐,但是对个别品种,如兰R则只可用元明粉

4.2 标准硅酸钠的方法

轧染液成分:

染料 x g/l

尿素 100 g/l

渗透剂 2-5 g/l

Reactive Dyes

碱剂用量推荐如下:

硅酸钠的种类	硅酸钠的用量		染料的用量						
	Na ₂ O: SiO ₂ 重量比	g/l	cc/l	<20g/l	20-30g/l	30-40g/l	40-50g/l	50-60g/l	>60g/l
				除硅酸钠以外,所需32.5%("Be') 的烧碱液(毫升/升)数					
37-40	1:3.3	130	95	23.5	28.5	28.5	33.5	33.5	38.5
40-42	1:3.3	110	80	23.5	28.5	28.5	33.5	33.5	38.5
48-50	1:2.6	100	65	15	20	20	25	25	30
58-60	1:2.1	90	55	6	11	11	16	16	21

4.3改良硅酸钠法

这方法有利减少硅垢

轧染液成分:

染料	x	g/l
尿素	100	g/l
渗透剂	2-5	g/l

碱剂成分:

65g/l硅酸钠37-40° Be',烧碱用量则依染色深度而调整:

染料g/l	<20	30	40	50	60	>70
烧碱38° Be'cc/l	20	25	25	25	30	35

五 印花

5.1相法印花

印花浆配方

染料	x	g
尿素	50-100	g
水	x	g
海藻酸钠糊	500	g
防染盐S	10	g
小苏打	5-30	g
印花浆	1000	g

关于小苏打用量推荐如下:

染料用量	小苏打用量
1-5g/kg	5g/kg
6-10g/kg	10g/kg
11-30g/kg	15g/kg
31-40g/kg	20g/kg
41-60g/kg	25g/kg
>60g/kg	30g/kg

工艺流程: 印花→烘干→汽蒸固色→平洗

固色条件: 汽蒸: 102-103℃,5-10分钟 或焙烘: 150℃,3-5分钟

5.1.1印花后水洗(连续水洗槽)

第一格	溢流冷洗
第二格	冷洗
第三格	热洗,70℃
第四格	热洗,70℃
第五格	热洗,95℃加入2g/l螯合分散剂
第六格	皂洗,95℃加入2g/l螯合分散剂
第七格	热洗,70℃
第八格	冷洗

六 坚牢度

耐光牢度: GB/T8427-1998 (eqv ISO 105-B02-1994)

耐洗牢度: GB/T3921.4-1997 (eqv ISO 105-C04-1989)

摩擦牢度: GB/T3920-1997 (eqv ISO 105-X12-1993)

汗渍牢度: GB/T3922-1995 (eqv ISO 105-X11-1994)


氯漂牢度: GB/T8433-1998 (eqv ISO 105-E03-1994)

M型系列

M型染料是染色性能较好的一系列品种，吉华在以前推出的品种上又补充以下几个色谱，用于染色调色以及色谱增加可调色彩的功能。

M Type reactive dyes

M type dyes is a series of dyes with good dyeing property. Now JIHUA issues following colors on the basis of former products, which have perfect compatibility with former products and enlarge the choice of different colors.


















M型活性系列 M Type reactive dyes

序号 No.	布样 Pattern	名称 Name 染料索引号 C.I.Reactive	染色深度(OWF)%	日晒 Light	皂洗 Washing		氯漂 Chlorine bleach	摩擦 Rubbing		汗渍 Perspiration	
					变色 CH	棉沾 Co		干 DRY	湿 Wet	酸 Acid	碱 Alkali
1		嫩黄4GL 160#	1.5	4	4	4	3-4	4	3-4	4	4
2		黄3RS 145#	1.5	4-5	4-5	4-5	3	4-5	4	4	4-5
3		黄3RFN 176#	1.5	4-5	4-5	4-5	3	4-5	4	4	4
4		黄4GR (--)	1.5	4-5	4	4-5	2-3	4	3-4	4	4
5		黄RNL 107#	1.5	4-5	4	4-5	3	4-5	4-5	4-5	4-5
6		橙3R (--)	1.2	4-5	4	4	4	4-5	4	4-5	4-5
7		橙KP (--)	1.7	4-5	4	4	2-3	4	4	4-5	4-5
8		橙2RH 127#	1.5	4-5	4	3-4	3	4	4	4	4
9		橙5R 16#	1.5	4-5	4	4-5	3-4	4	3	4	4
10		大红3GF 222#	1.5	4	3-4	3	2-3	4	3	4	4
11		红GA 223#	2	4-5	4	4	3	4	4	4-5	4
12		红2B 194#	3	5-6	4-5	4	3	4	4	3-4	3-4
13		红RB 198#	3	4-5	4	4	3	4	3-4	4	4

M型活性系列 M Type reactive dyes

序号 No.	布样 Pattern	名称 Name 染料索引号 C.I.Reactive	染色深度(OMF)%	日晒 Light	皂洗 Washing		氯漂 Chlorine bleach		摩擦 Rubbing		汗渍 Perspiration	
					烧色 CH	棉沾 Co	干漂 DRY	湿漂 Wet	酸 Acid	碱 Alkali		
14		红EP (--)	1.1	4	4	4-5	2-3	4-5	3-4	4	4-5	
15		红3BS 195#	1.5	4-5	4-5	4-5	4	4-5	3-4	4	4	
16		红3BFN 239#	1.5	4-5	4-5	4-5	4	4-5	3-4	4	4	
17		红BBN 261#	1.5	4	4	3-4	3	4	3	4	4	
18		红6BL 250#	1.5	4-5	4	4	3	4	3-4	4	4	
19		紫5RN 45#	4	4	4-5	2	2-3	4-5	4-5	4-5	4	
20		翠蓝G 21#	2	4-5	4	4-5	3	4-5	3-4	4-5	4-5	
21		艳蓝R 19#	2	5-6	4	4-5	4-5	4	3-4	4-5	4-5	
22		蓝BRN 221#	2	5	4-5	4-5	4	4	3-4	3-4	4	
23		蓝BF 222#	2	4	4-5	4-5	3	4-5	3-4	4-5	4-5	
24		蓝2G 194#	2	4	4	4	3-4	4-5	3-4	3-4	4	
25		蓝GG 203#	2	4	4	4	3-4	4-5	3-4	4	4-5	
26		黑B 5#	6	4	4-5	4	3	4	3	4-5	4-5	



M型活性系列 M Type reactive dyes

序号 No.	布样 Pattern	名称 Name 染料索引号 C.I.Reactive	染色深度 (O/WF)%	日晒 Light	皂洗 Washing		氯漂 Chlorine bleach	摩擦 Rubbing		汗渍 Perspiration	
					变色 CH	稀沾 Co		干 DRY	湿 Wet	酸 Acid	碱 Alkali
27		黑GR (--)	6	4	4	4-5	3	4	3	4-5	4-5
28		黑G2RC (--)	6	4	4	4-5	3	4	3	4-5	4-5
29		黑GLP (--)	6	4-5	4	4-5	2-3	4	3	4-5	4-5
30		黑N (--)	6	4	4	4-5	3	4	3	4-5	4-5
31		黑EDR (--)	6	4-5	4	4-5	3	4	3	4-5	4-5
32		黑EDG (--)	6	4-5	4	4-5	3	4	3	4-5	4-5
33		黑DW (--)	6	4-5	4	4-5	2-3	4	3	4-5	4-5
34		黑DWF (--)	6	4-5	4	4-5	2-3	4	3	4-5	4-5
35		黑WM (--)	6	4-5	4	4-5	3	4-5	3-4	4-5	4-5
36		黑S-R (--)	5	4-5	4	4-5	3	4-5	3	4-5	4-5
37		黑S-G (--)	5	4-5	4	4-5	3-4	4-5	3	4-5	4-5
38		黑N液体 (--)	12	4	4	4-5	3	4	3	4-5	4-5
39		黑5#液体 (--)	12	4	4-5	4	3	4	3	4-5	4-5

KN型活性系列

KN型活性染料具有乙烯砜活性基团，反应活性介于“二氯三嗪”和“一氯三嗪”之间，该系列染料色光鲜艳，水溶性好，直接性低，洗净性好。主要用于浸染、轧染，轧染时对死棉的遮盖性较好。






KN Type reactive dyes

KN type reactive dyes contain monochrotriazine group, their reactivity is between monochrotriazine group and dichrotriazine group, it has very bright color, good solubility, low substantivity, easy to clean, It is suitable for exhaust dyeing and pad dyeing.





KN型活性系列 KN Type reactive dyes

序号 No.	布样 Pattern	名称 Name 染料索引号 C.I.Reactive	染色深度(OWF)%	日晒 Light	皂洗 Washing		氯漂 Chlorine bleach	摩擦 Rubbing		汗渍 Perspiration	
					变色 CH	稀沾 Co		干 DRY	湿 Wet	酸 Acid	碱 Alkali
40		艳蓝KN-R 19#	1.5	5-6	4	4-5	4	4	3-4	4-5	4-5
41		翠蓝KN-G 21#	2	4-5	4	4-5	3	4-5	3-4	4-5	4-5
42		黑KN-B 5#	6	4	4-5	4	3	4	3	4-5	4-5
43		黑KN-GR (--)	6	4	4	4-5	3	4	3	4-5	4-5
44		黑KN- G2RC (--)	6	4	4	4-5	3	4	3	4-5	4-5

HD型系列

HD染料是具有异双活性基团的新型染料，它适用于浸染和连续染色，固色率高，环保性能好，在深色中提升率高，重现性好，与M染料之间的相容性好。

HD Type reactive dyes

HD dyes is a new type dyes which contains iso-bifunctional reactive group, it is suitable for exhaust dyeing and continuous dyeing with high color fixing ratio and good ecological property. It can get good build-up property, excellent reproducibility during dyeing process, and perfect compatibility with M type dyestuff as well.





HD型活性系列 HD Type reactive dyes

序号 No.	布样 Pattern	名称 Name	染色深度(OWF)%	日晒 Light	皂洗 Washing		沾 Chlorine bleach	摩擦 Rubbing		汗渍 Perspiration	
					变色 CH	褪色 Co		干 DRY	湿 Wet	酸 Acid	碱 Alkali
45		活性嫩黄 HD-8G	2	4-5	4	4-5	3	5	3-4	4	4-5
46		活性黄 HD-S	2	4-5	4	4-5	2	4-5	3-4	4	4-5
47		活性橙 HD-2R	2	4	4	4	3-4	4	3	4	4
48		活性红 HD-S	2	4-5	4	4	3-4	4	3	4	4
49		活性红 HD-R	2	4-5	4	4	3-4	4	3	4	4
50		活性红 HD-3B	2	4-5	4	4-5	4	4-5	3	4	4-5
51		活性红玉 HD	2	4-5	4	4	3	4	3-4	4	4
52		活性蓝 HD-G	2	5	4	4-5	2	4-5	3	4	4-5
53		活性深蓝 HD	2	4-5	4	4-5	4	4-5	3	4	4-5
54		活性黑 HD	6	4-5	4	4-5	3	4	3	4	4-5

HE型活性系列

HE型染料是H型染料的改性品种, 它可降低原H型染料的初染时的直接性, 提高移染性, 该染料的匀染性和重视性好, 与H型染料相比可以缩短染色时间, 简化染色过程, 提高洗净性, 而且与H型染料之间的配互性良好.

HE Type reactive dyes

HE type is a series of dyes with good levelness and reproducibility, which is improved on basis of H type reactive dyes. The substantivity is lower during the beginning of dyeing, and the migration property is better compared with H type dyes. It can save dyeing time, simplifying dyeing process, improving wash-off property and good compatibility with H type dyes.





HE型活性系列 HE Type reactive dyes

序号 No.	布样 Pattern	名称 Name	染色深度(OWF)%	日晒 Light	皂洗 Washing		Chlorine bleach 氯漂	摩擦 Rubbing		汗渍 Perspiration	
					变色 CH	褪色 Co		干 DRY	湿 Wet	酸 Acid	碱 Alkali
55		嫩黄HE-4G 105#	2	5	4	4-5	2-3	4-5	3-4	4	4
56		黄HE-4R 84#	1.5	4-5	4	4-5	3-4	4-5	4	4	4-5
57		橙HE-R 84#	1.5	3-4	4	4-5	3	4	3-4	4	4-5
58		红HE-3B 120#	1.5	4-5	4	4-5	3-4	4-5	3-4	4	4-5
59		红HE-7B 141#	3	4-5	4	4-5	3-4	4-5	3-4	4	4-5
60		蓝HE-R 171#	3	3-4	4	4-5	3-4	4-5	3	4	4-5

RGN活性染料系列

- 具有相当高的固色率。
- 同等深度染色时减少染料与化学品用量。
- 节约能源改善环境。

RGN reactive dyestuff series

- High fixation
- Less consumption of dyes and chemical compared with dyeing the same depth of shade.
- Energy saving and environmental Friendly





RGN 活性染料系列

序号 No.	布样 Pattern	名称 Name	染色深度(OWF)%	日晒Light	皂洗 Washing		Chlorine bleach 漂	摩擦 Rubbing		汗渍 Perspiration	
					变色 CH	褪色 Co		干 DRY	湿 Wet	酸 Acid	碱 Alkali
61		黄RGN (--)	2	4-5	4	4-5	3	4-5	4-5	4-5	4-5
62		橙RGN (--)	2	4-5	4	4	4	4-5	4	4-5	4-5
63		红RGN (--)	2	4-5	4	4	3	4	3-4	4	4
64		深红 RGN	2	4-5	4	4-5	2-3	4	3-4	4	4
65		蓝RGN (--)	2	4	4	4	3-4	4-5	3-4	4	4-5
66		黑RGN (--)	2	4-5	4	4-5	2-3	4	3	4-5	4-5